

musical.ly

OsteoporosisGFX


Everything you need to
know about Musically

What is Musical.ly?

Musical.ly is an app that mixes social networking and music together into a do-it-yourself video platform. Users (known as 'Musers' on the site) can create, save and share videos of up to 15 seconds. Videos show lip-syncing, dance routines and comedy parodies. Like Facebook you can like and comment on other videos, and even remix them and share them on again

How to use Musical.ly

To start, choose what type of audio to play in your video from the app's available online library or from your own personal music library



Next, shoot a video with the song in the background and you can choose from several tools for video editing using audio editing, face filters, colour filters, and video segmentation.

How to do a Duet on Musical.ly

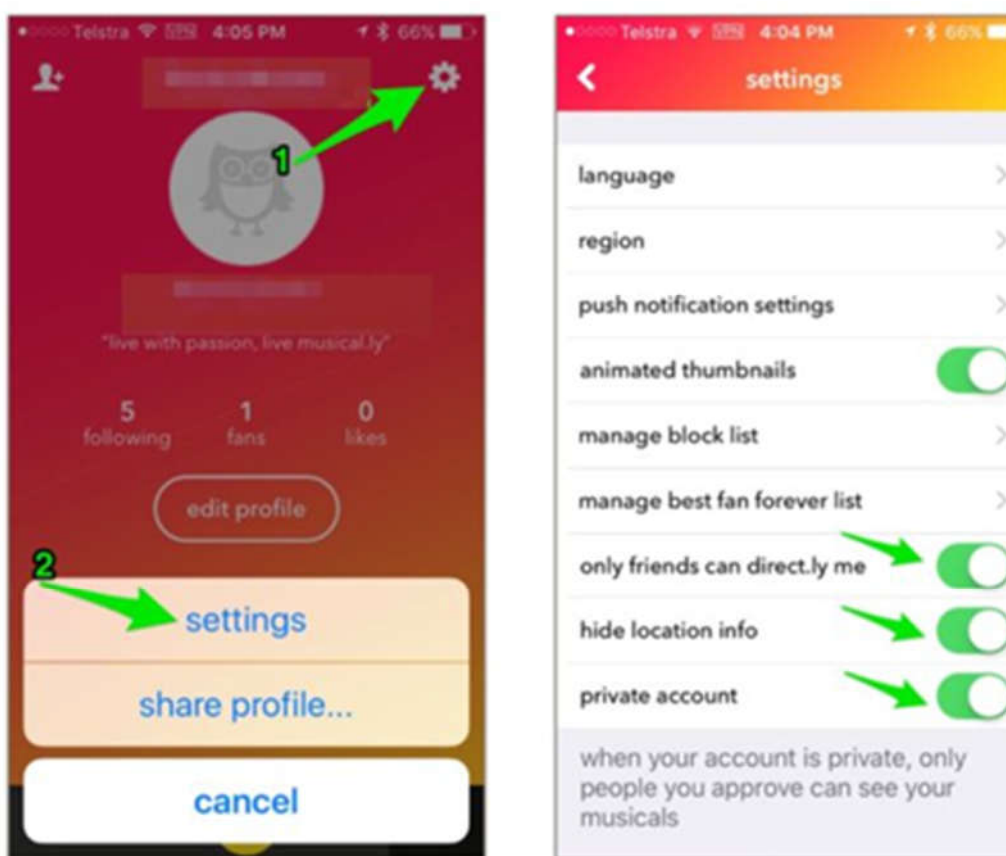
You can sing a duet on Musical.ly with your friends even if you aren't at the same place. You need to be following each other, as you cannot create a duet unless they also follow you.

1. Find a musically of someone you follow.
2. Tap on the ... icon in the lower right.
3. Then choose start duet now.

Now you just need to make a musically like you normally would and you're ready to star in a duet.

Privacy settings on Musical.ly

Like most other social networking sites, users have the option to have either a public or private profile. Profiles are set to public by default. To access privacy settings and switch to a private account, do the following:

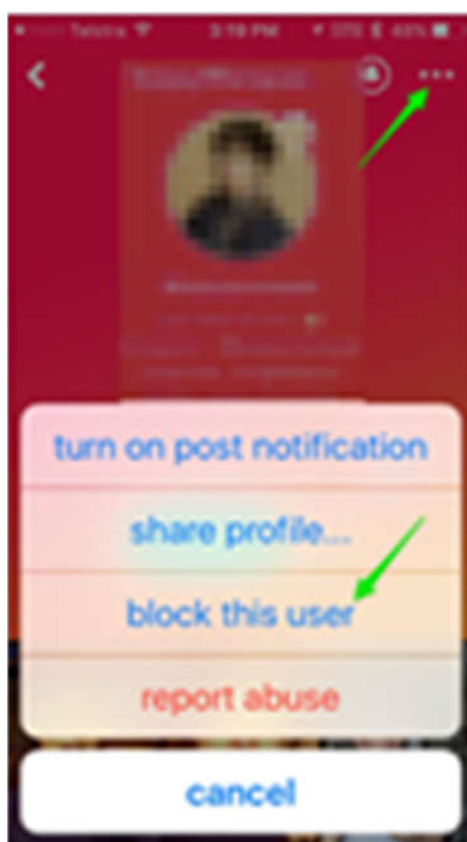


1. From a user's profile page, click the cog symbol in the top right corner
2. Click 'settings'
3. Scroll to 'Privacy'
4. Turn on the 'private account' switch

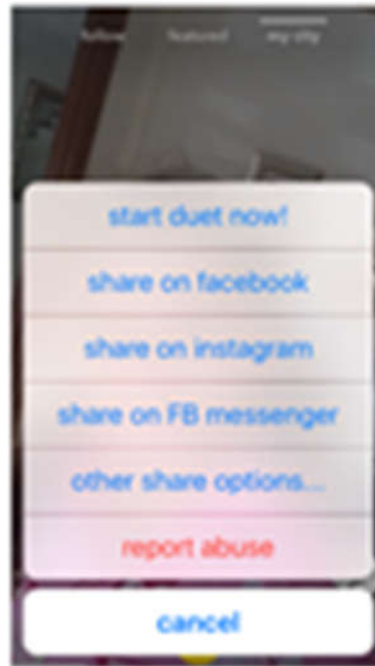
Two other features can be accessed in the 'Privacy' tab – 'only friends can direct.ly message me' and 'hide location info'. When turned on, these options will only let accepted friends privately message the user, and will hide the user's location from other users

How to report someone

To report another user, click on ‘...’ in the top right hand corner of their profile. Then click ‘report abuse’. Various options are given to describe the nature of the reported behaviour.

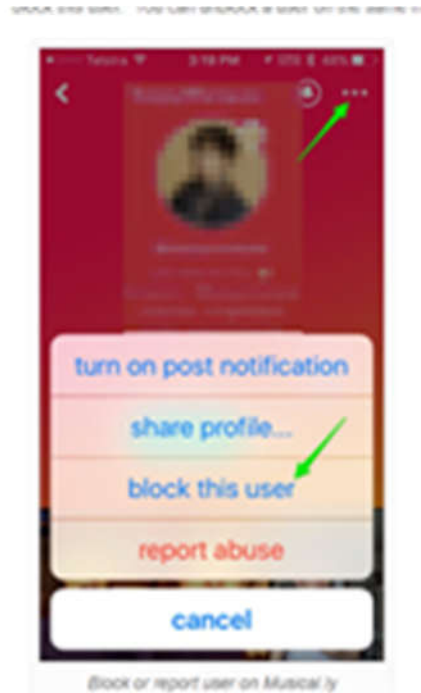


How to report a video



To report a video, click on ‘...’ on the right hand side of the video, then select ‘report abuse

To block a user



To block another user, click on ‘...’ in the top right hand corner of their profile, then select ‘block this user’
